

„There is no doubt that many people have these **competencies**, but few of these are **competent** enough to make full use of them.“



-  wedi building board systems
-  wedi floor-level showers
-  wedi design elements
-  wedi sealing and decoupling
-  wedi wellness projects
-  wedi system chemistry
-  wedi practical auxiliaries
-  wedi support

Building systems

Innovative. Systematic. Quality.



wedi – Systematic building and renovation

As a master tiler, Helmut Wedi had a major target in front of him when he founded wedi GmbH in 1983: develop high-quality and practical solutions for craftsmen which provide true added value in day-to-day work. Originating from this target, a philosophy has been developed over the course of the past 28 years which is now being pursued in the second generation by Stephan Wedi.

Nowadays, building and renovation means much more than just well-known wedi building boards. With the business fields of design elements, customised building and building systems, together with a wide range of services in the sales support and application technology sectors, wedi has become a premium brand in the implementation of bathroom and wellness areas.

-  Design elements
-  Customised building
-  Building systems





Progress through knowledge!

wedi EXPERTS

Use our exciting range of seminars for specialist retailers, craftsmen, planners and architects. Through renowned experts from the areas of science and technology and the exchange of information amongst participants, we can prepare you for the great number of challenges which must be faced in the market.

We transfer knowledge for you to succeed!



You can be sure that we are always there for you!

wedi application department

Do you have any questions regarding our products or their application? No problem! Our application engineering department is always available to give advice or answer any questions you may have – from as early as the concept phase, through to optimal planning and the finished product. If you want, we can also accompany you on-site.

Contact us now!



Increase your sales!

Advertising, Mediabox and bathroom planner

So that you are able to enjoy a competitive advantage over your competitors, as a wedi customer, you not only have access to high-quality product systems, but also tailor-made sales assistance. For craftsmen and retailers, we therefore offer a full package of marketing tools from technical documentation through to wedi bathroom planning software. Badplaner-Software.

We help you increase your sales.



Design elements

- wedi Sanbath – Wash basins, showers and baths
- wedi Fundo – Design showers, flooring and wall elements
- wedi Moltoromo – Modular shower wall system
- wedi Sanoasa – Seating and benches
- wedi Sanoasa – Multi-centre and vario cabins



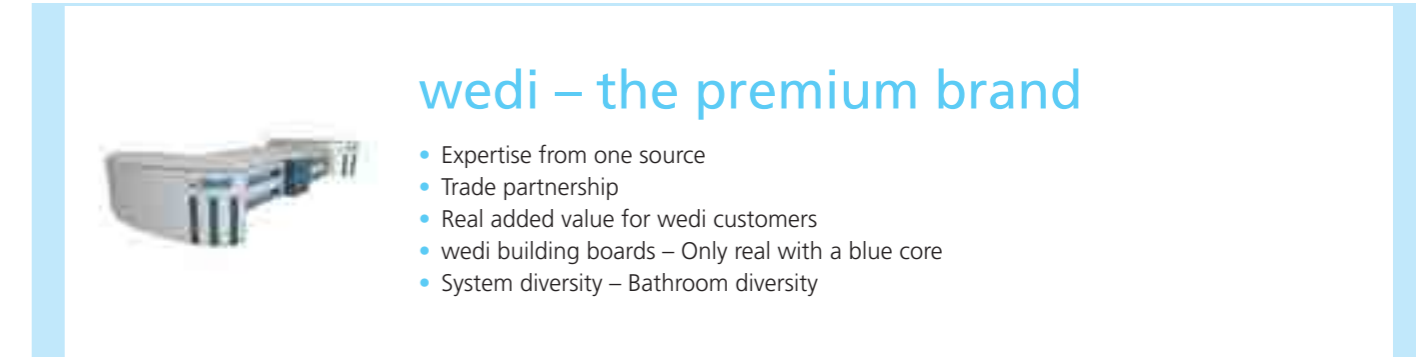
Customised building

- Development of ideas and building planning with architects and builders
- Bespoke tailor made service
- Innovative and modular pre-fabricated systems
- High-performance network in all trades
- On-site consultancy and technical support



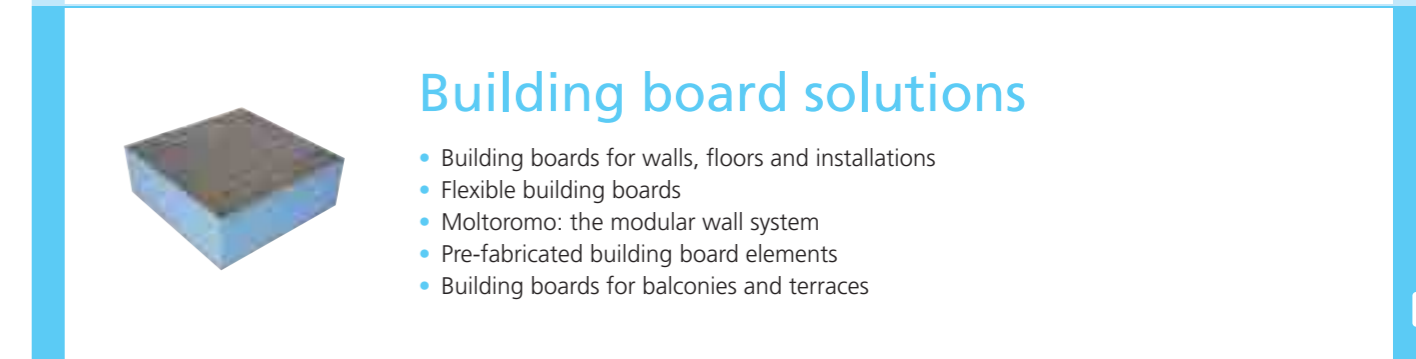
Building systems

- wedi building board solutions
- wedi floor-level showers
- wedi tiling systems



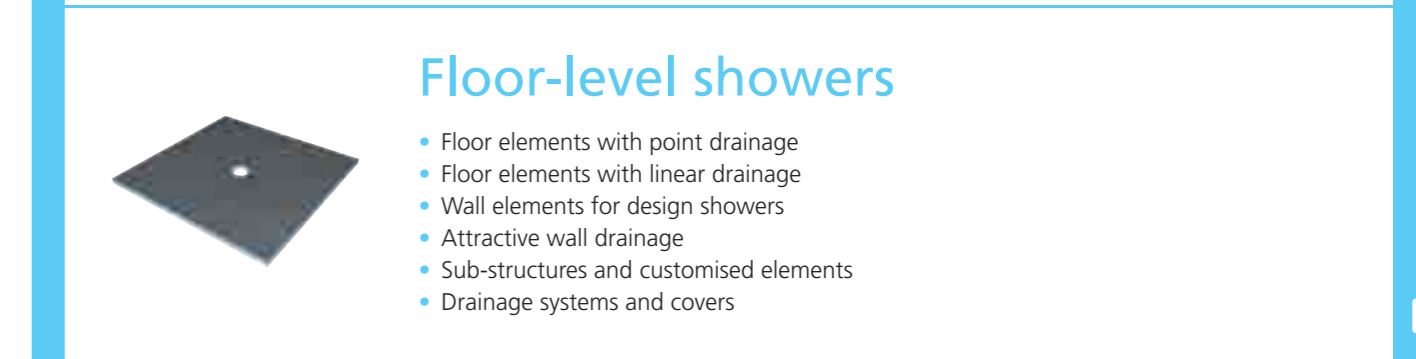
wedi – the premium brand

- Expertise from one source
- Trade partnership
- Real added value for wedi customers
- wedi building boards – Only real with a blue core
- System diversity – Bathroom diversity



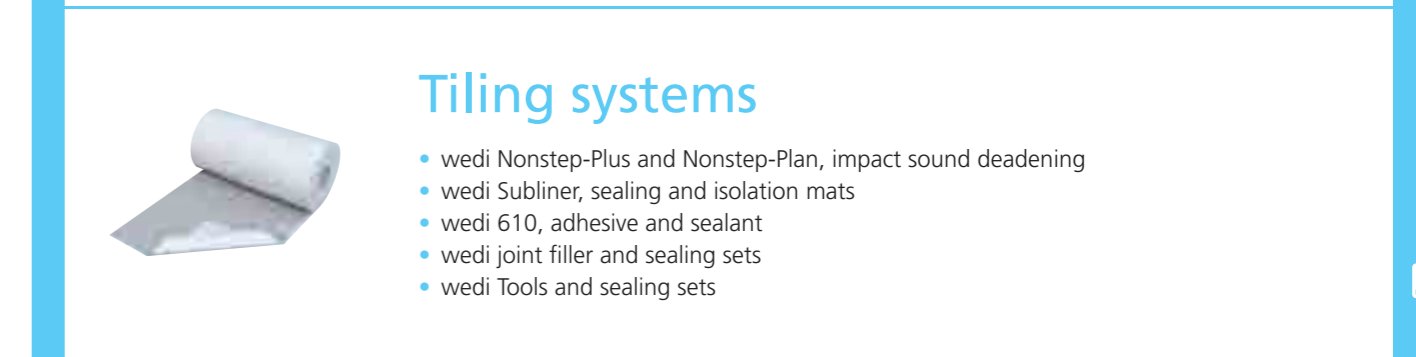
Building board solutions

- Building boards for walls, floors and installations
- Flexible building boards
- Moltoromo: the modular wall system
- Pre-fabricated building board elements
- Building boards for balconies and terraces



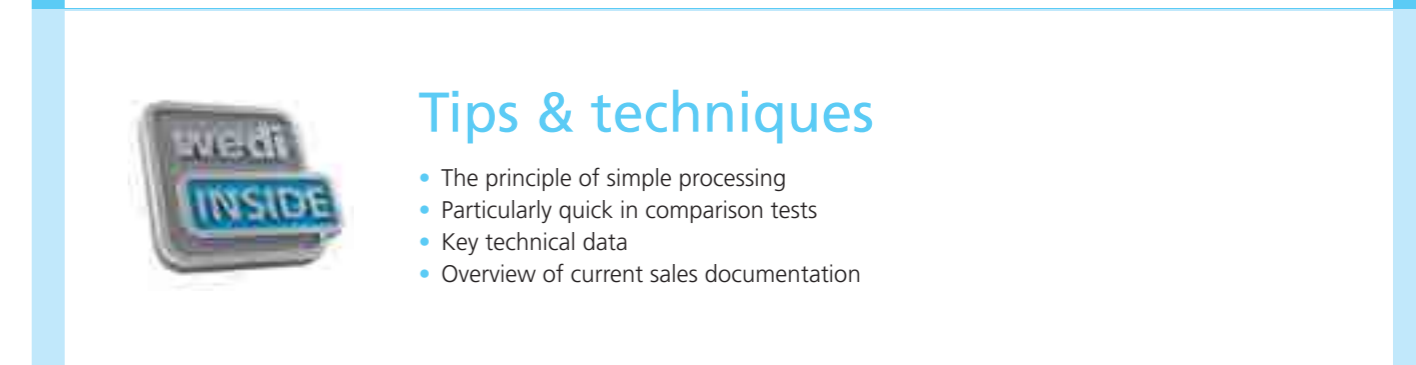
Floor-level showers

- Floor elements with point drainage
- Floor elements with linear drainage
- Wall elements for design showers
- Attractive wall drainage
- Sub-structures and customised elements
- Drainage systems and covers



Tiling systems

- wedi Nonstep-Plus and Nonstep-Plan, impact sound deadening
- wedi Subliner, sealing and isolation mats
- wedi 610, adhesive and sealant
- wedi joint filler and sealing sets
- wedi Tools and sealing sets



Tips & techniques

- The principle of simple processing
- Particularly quick in comparison tests
- Key technical data
- Overview of current sales documentation



„The **w**orld of cra is th

From Emsdetten, via Germany and Europe to the entire world. wedi has close ties to the world of crafts. Thanks to our extensive presence, we are always in the position to react quickly and without complications to the requirements of our customers. A large number of notable companies in Germany and abroad benefit from the innovative further development of our product systems, partly because we know the needs of craftsmen like the back of our hands. Wherever you are in the world of crafts, we are right by your side with expertise, performance and passion. Leading you to success.

Stephan Wedi

Managing Director wedi GmbH



fts e world of wedi.“



wedi – always close by

wedi Germany

Hollefeldstraße 51
48282 Emsdetten

Telephone +49 2572 156-0
Fax +49 2572 156-133


info@wedi.de
www.wedi.eu

wedi international

- Australia
- Austria
- Belgium
- Bosnia Herzegovina
- Canada
- Croatia
- Czech Republic
- Denmark
- Estonia
- Finland
- France
- Germany
- Great Britain
- Greece
- Hungary
- Iceland
- Ireland
- Italy
- Latvia
- Lithuania
- Luxembourg
- Netherlands
- Norway
- Poland
- Portugal
- Romania
- Russia
- Serbia
- Slovenia
- Spain
- Sweden
- Switzerland
- Turkey
- Ukraine
- USA



„The **value** of strong par shown in the **add**



wedi systems inspire me.
They are simple to process,
particularly high quality and,
above all, safe. Guaranteed.

Master tiler Michael A.



wedi for craftsmen

- Installation benefits save time and money
- All solutions are 100% waterproof – with manufacturer's guarantee
- Perfected complete solutions with over 28 years of practical experience
- The modular system creates new areas of application – and therefore additional potential business
- Creation of load-bearing substructures offers security and added value
- Competitive advantages through new ideas for bathroom and wellness projects
- Regular practical training in the technical departments

wedi for specialist retailers

- Attractive additional business thanks to the diversity of the product range
- Innovative complete systems with certified technical approval
- Legally-binding manufacturer warranty, significantly fewer complaints
- Expert consultancy and technical support
- Sensible POS tools with targeted representation of product benefits
- Sales and marketing documents, both in digital and printed form

Partnerships is added value which results.”

Customers ask for wedi systems. And I sell them because I know that they open new business fields – both for me and for my craft customers.

Specialist retailer Thomas S.



No compromises on quality. wedi systems are high quality, innovative and certified. The best possible starting point for my work.

Architect Anne R.

wedi for builders/architects

- Inspiration and ideas for diverse design possibilities
- Secure and coordinated problem-solvers, also able to be implemented on difficult substructures
- Innovative products systems for renovations in the bathroom and living areas
- Long-term protection from moisture and mould, especially in wet rooms
- Significant reduction in energy costs thanks to integrated heat insulation



Only real with a **blue** core

wedi building board systems

wedi building boards have a blue core made from CFC-free extruded polystyrene rigid foam. This makes the wedi building board an ideal basis for any type of plaster and tile. wedi building boards can be applied to practically any substrate, are waterproof, insulating, versatile, light and robust.

What does wedi INSIDE offer?

The principle of wedi INSIDE is simple: high-quality ceramic covers require a substrate that is 100% secure.

That's why craftsmen have put their faith in the unique wedi quality for decades, especially for substrate underneath tiles. 100% waterproof and 100% secure – signed, sealed, and guaranteed by wedi.



- 1 The blue XPS core is 100% waterproof and remains fully functional even after possible damage.
- 2 abP*-tested: building board butt joints can be sealed 100% simply by using wedi 610. As no other seal is necessary, craftsmen benefit from increased security accompanied by a shorter tiling time
- 3 Cement based substrate forms an extremely strong adhesive base thanks to embedded fibres.
- 4 All building board systems have great heat insulation properties, save energy costs and provide long-term protection against mould.

* abP (Allgemeines bauaufsichtliches Prüfzeugnis – German General Technical Approval) in combination with tile and slab coverings, even in high-load areas.

System diversity = Bathroom



1 wedi building board

The perfect tiling substrate for walls and floors » Page 20

2 wedi building board XXL

Large design for use as a partition wall, for example » Page 22

3 wedi building board Premium

Perfectly suited to fine coverings thanks to the even finish » 24

4 wedi building board Construct

Bendable and flexible for individual constructions » Page 26

5 wedi Fundo shower elements

A wide variety of floor-level showers » Page 40

6 wedi Meusolo-L / -U

Pre-fabricated elements for shelving and cladding » Page 30

diversity



7 *wedi Bathboard*

For bath cladding
» Page 32



8 *wedi I-Board*

Pre-fabricated cladding element
for WC walls » Page 34

9 *wedi Motorowo*


Modular wall system for
individual forms » Page 28





wedi building board

Perfect substrate for practically any wall or floor application
» Page 18




wedi building boards XL & XXL

Large building boards, ideal for partition walls
» Page 22



wedi Meusolo-L / -U

Pre-fabricated elements for shelving and pipe cladding
» Page 30



wedi Bathboard

Bath cladding
» Page 32



wedi GmbH

F-25730801.0.001
F-25730802.0.001
P-55440701.0.001
P-55440702.0.001
P-55440703.0.001
P-55440704.0.001

Technical Approval

wedi building boards – the certified sealing system for high wear classes A.

Building board solutions

High quality, versatile and secure!



wedi building board *Premium*

Particularly well-suited for fine coverings thanks to extremely even finish

» Page 24



wedi building board *Construct*

Bendable and flexible for individual constructions

» Page 26



wedi *Molitorowo*

Modular system for diverse wall designs


» Page 28



wedi *I-Board*

Pre-fabricated cladding element for WC walls

» Page 34



wedi building board *Vapor*

Special building board with integrated vapour barrier


» Page 36



wedi building board *Balco*

Robust building board for outdoors

» Page 38



Perfect tile backboard
with real added value



Security through com-
plete, all-round system



Saves up to 50%
processing time



Completely dimen-
sionally accurate



High
stability



Very low
weight



Protection against
mould and fungi



Over 28 years of
practical experience



Thermally-
insulating





CO₂ (GWP 1)
XPS foam



„The **key** benefits which **keep** their promises!“



XPS foam
100% waterproof




Installation advantages
save time and money



Seal using only
wedi 610





wedi building board



Length: 1250 to 2600 mm ■ Width: 600 mm ■ Thickness: 4 to 100 mm

The classic building board

„The versatile, high-quality building board for practically any area of application.“

wedi building boards – The possibilities are endless when it comes to wall, floor and construction applications using wedi building boards, not least because of the wide range of different thicknesses. They can be applied to practically any type of substrate. Whether it's old tile coverings, adhesive or non-adhesive substrate, flush mounting onto existing plasterboard or dry lining. Thanks to the simplified processing, wedi building boards can handle all manner of challenges on the building site.

WEB-INFO



Versatile application:

For wall applications




For floor applications



For wooden and metal supports





wedi building board



Customised bathroom furniture



Shower walls with recesses



Cladding for baths



Construction
made easy!

„Limitless variety: cut, shape, glue.“

wedi building boards for individual constructions – The versatility of the wedi building board is unique. Whether it's complete bathrooms, individual washbasins, creative shower constructions or special individual items, ideas can take shape using wedi building boards. These building boards can be cut to the desired size and shape at any time, without any loss of function or warranty invalidation, and provide uncompromised heat insulation and waterproofness.

Almost anything is possible with the wedi building board!


Cut...




... separate ...



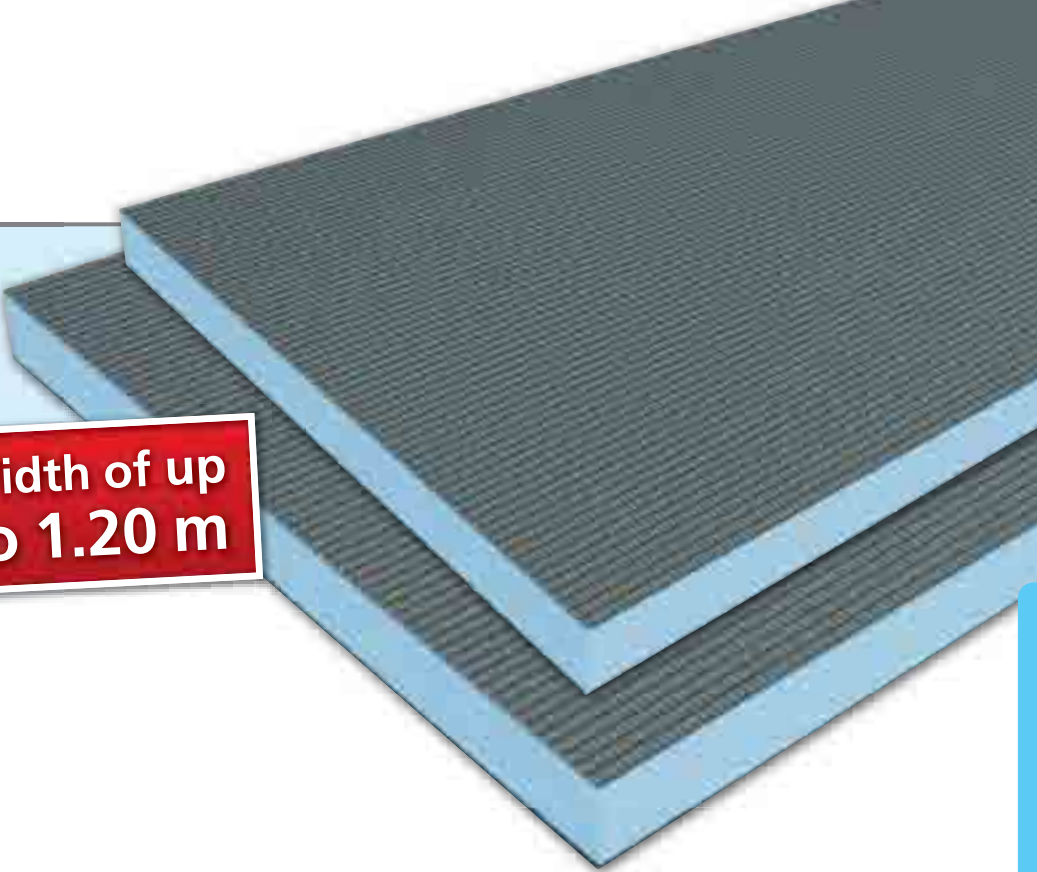
... glue or screw down.





wedi building board *XL & XXL*





Width of up
to 1.20 m

„Stand-alone, robust wall solution with only one single wedi building board.“

wedi building board XL & XXL – The large building boards stand out in particular through their exceptional width of up to 1.20 m. This not only means that they are ideal as stand-alone walls, but that they also reduce the number of butt joints and therefore massively simplify assembly. The XL and XXL building boards bring together all the benefits of classic wedi building boards and are also particularly light and easy to handle, despite their size. Big in quality.

Particularly simple and quick to assemble

Simply position ...




... glue, seal ...



... and then tile, done!





wedi building board *Premium*



Length: 2600 mm ▪ Width: 600 mm ▪ Thickness: 12.5 to 50 mm

Perfect for fine coverings

Innovation Prize winner 2011

„Completely even, cementable substrate for the finest of coverings.“

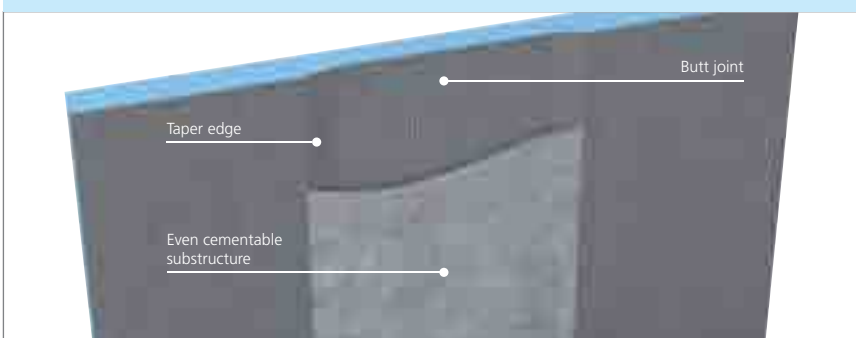
wedi building board Premium – The most innovative wedi building board combines simplicity, speed and efficiency in one building board. Thanks to the particularly-even, cementable substrate and the taper edge on both sides, the wedi building board Premium allows the direct application of the finest coverings such as mosaics, wallpaper, plaster or paint, in only a few steps.


Of course this building board also offers all the advantages of the classic wedi building board, such as waterproofness, thermal insulation and protection against mould.

WEB-INFO



The first wedi building board with a taper edge and a particularly even substrate





wedi building board *Coustruct*



Customised shapes

„The flexible building board for freedom of design.“

wedi building board Construct – With the wedi Construct building board, your imagination knows no bounds when it comes to designing customised forms. Regardless of whether you are looking for small radii or semicircular solutions, the Construct building board gives your ideas the freedom they need thanks to the pre-cut profiles.

WEB-INFO



Shape your building board quickly and easily

Assemble in the correct shape ...




... reinforce and seal ...



... leave to set, done!

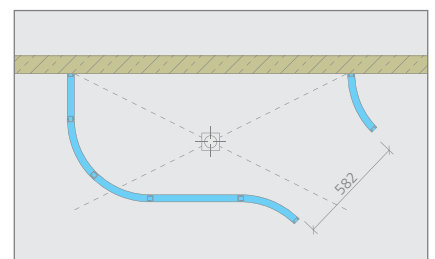
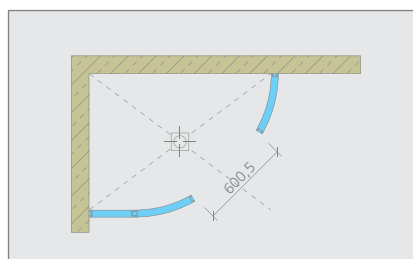
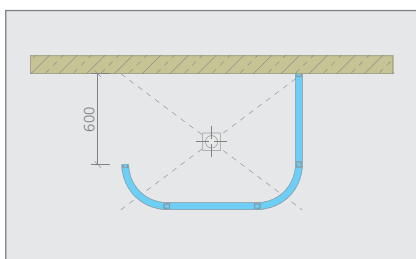




wedi *Moltoromo*



Application examples for wedi Moltoromo

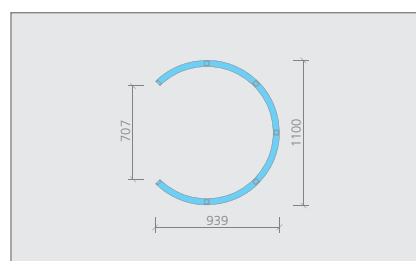
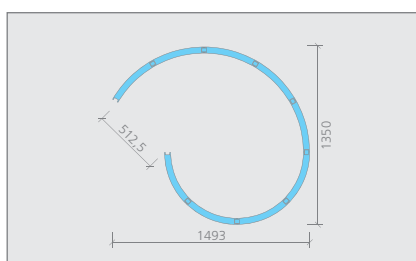
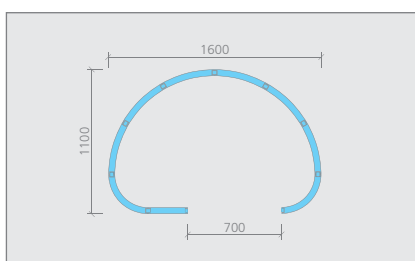



Modular and in any combination

„Modular system for endless wall constructions.“


wedi Moltoromo – With the modular system wedi Moltoromo, a wide range of wall shapes can be created effectively for different bathroom and wellness applications.

Rounded forms, corner solutions or linear constructions are simple and quick to assemble. There are also no limits when it comes to tiles, plaster or any other coverings.





wedi *Meusolo-L / -U*



wedi Mensolo-U

Simple assembly


wedi Mensolo-L

„Practical, pre-fabricated elements for pipe cladding and shelving.“

wedi Mensolo-L/-U – The L- and U-shape building boards, which have many different areas of application, are trade secrets amongst professionals. They are often used for shelving solutions or pipe cladding. The subsequent substrate can be designed with tiles, plaster or paint.

Shelving and pipe cladding in no time at all

Cut to the desired length ...




... assemble and reinforce ...



... tile, done!





wedi *Bathboard*



Robust tile backboard

„Quick cladding for wall-mounted baths.“

wedi Bathboard – With these elements, tileable bath cladding can be assembled in only a few steps. Additional platforms, steps and storage can be created simply using the right wedi building board.

Simply position ...




... glue and reinforce joints ...



... align, done!





wedi *1-Board*



Complete set

„The pre-fabricated cladding for front wall installations.“

wedi I-Board – Unpack, assemble, done! The wedi I-Board is a completely pre-fabricated assembly set to clad WC front wall installations. With a width of 120 cm, this board can be easily adjusted to practically any requirements. Despite the low weight, it is extremely robust and has a very high load-bearing capacity.

The perfect installation cladding

Cut accurately ...




... screw and reinforce ...



... tile, done!





wedi building board *Vapor*




Perfectly suited to wellness areas

„The special building board for wet areas under long-term loads.“

wedi building board Vapor – The wedi Vapor building board has been specially designed for interior applications such as swimming pool walls, steam baths, communal showers and all other rooms where very high levels of humidity are a constant factor and as such may require a vapour barrier when installing interior thermal insulation for construction reasons.

The ideal vapour barrier





wedi building board *Balco*



Versatility outdoors

Substructures in need of renovation




Substructures with or without slopes



Stairs outdoors



**Specially designed
for balconies and terraces**



wedi – the premium brand

Building board solutions

Floor-level showers

Tiling systems

Tips & techniques

„The secure solution for tiling outdoors.“

wedi building board Balco – Insulation, sealant and decoupling at the same time. Able to be applied to almost all balcony substructures, the multi-functional wedi Balco building board is the ideal backboard for perfect tiling in outdoor environments.

Whether it's for balconies, terraces or stairs outdoors, the wedi Balco building board is the perfect solution for new constructions and renovations.

Matching accessories

wedi Balco building board, drainage set




wedi Balco building board, sealant set



wedi Balco edging profiles





wedi Fundo *Plawo*

At 65 mm, the thinnest wedi shower in the world
 » Page 44



wedi Fundo *Trolo*

Design floor element for round showers
 » Page 46



wedi Fundo *Riofino*

High-quality floor element with linear drainage
 » Page 50



wedi Fundo *Riolito*

The classic floor-level shower element with linear drainage
 » Page 50



DIN-tested accessibility

Using wedi Fundo, floor-level showers can be created which are certified as being "accessible".

Floor-level showers

Efficient, optimised for renovation and accessible!



wedi Fundo Nautilo

Design floor element with a unique snail shape

» Page 46



wedi Fundo Primo

Versatile floor element with point drainage

» Page 48



wedi Fundo Borgo

Floor element for corner shower solutions

» Page 48



wedi Fundo Riolito Discreto

Modern, attractive wall drainage as a complete system

» Page 52



wedi Fundo Primo Easy Set

Individual substructure as a complete set


» Page 54



Drains and covers

Drainage systems and high-quality covers

» Page 56



Wide variety of design, function and size



Customisable without any invalidation of warranty



Precise predefined slope



Accessible and able to take the load of a wheelchair



Adjustable height for a variety of tile thicknesses



Particularly robust substructure structure



Very low weight



Drainage very simple to clean





Custom models possible




„Solid **foundations**, for **well-founded** reasons.“



Includes foam
100% waterproof over
the whole system




High system security
with manufacturer's
warranty



Installation benefits
save time and money





wedi Fundo *Plauo*





„The thinnest wedi shower ever, perfectly suited for renovations.“

wedi Fundo Plano – The thinnest floor-level shower system currently on the market. With the pre-fabricated drainage, the total thickness of the system is only 65 mm. In the case of renovations where every millimetre counts, this innovation is absolutely unbeatable.

The product obviously offers all the advantages of wedi products which have been tried and tested for more than 28 years – from the guaranteed 100% waterproofness through to versatile and simple application. Perfection in renovation.

WEB-INFO



50% time saving during tiling

Simply cut to size ...




... accurately fit in place ...



... and tile, done!



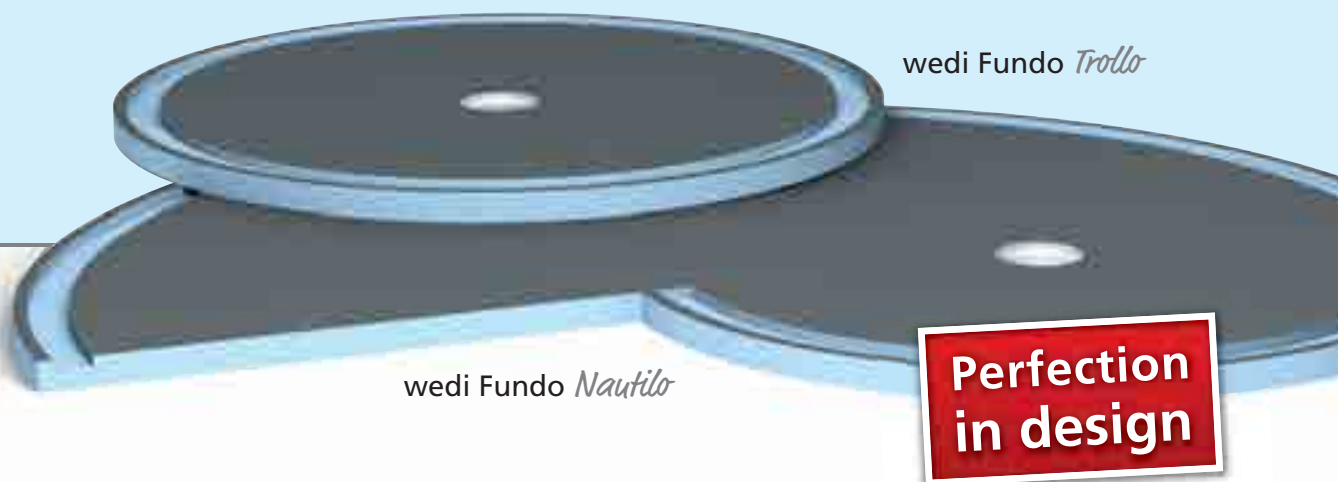


wedi Fundo *Nautilo & Trollo*



Fundo Nautilo
Fundo Trollo

Height: 2015 to 2515 mm ▪ Length: 1890 mm ▪ Width: 1515 mm ▪ Thickness: 50 mm
Height: 2015 to 2515 mm ▪ Length: 1140 mm ▪ Width: 1140 mm ▪ Thickness: 50 mm



wedi Fundo *Trollo*

wedi Fundo *Nautilo*

**Perfection
in design**

„Floor-level wellness showers in unusual shapes.“

wedi Fundo Nautilo & Trollo – Nowadays, floor-level showers are practically a must, especially in public wellness facilities, as they combine high visual standards with great functionality. The wedi Fundo design concept brings together creative layouts with natural forms and also offers wall elements to match the Fundo Trollo and Nautilo floor elements.




Matching wall elements for
wedi Fundo Trollo ...



... and wedi Fundo Nautilo.
More info at www.wedi.eu





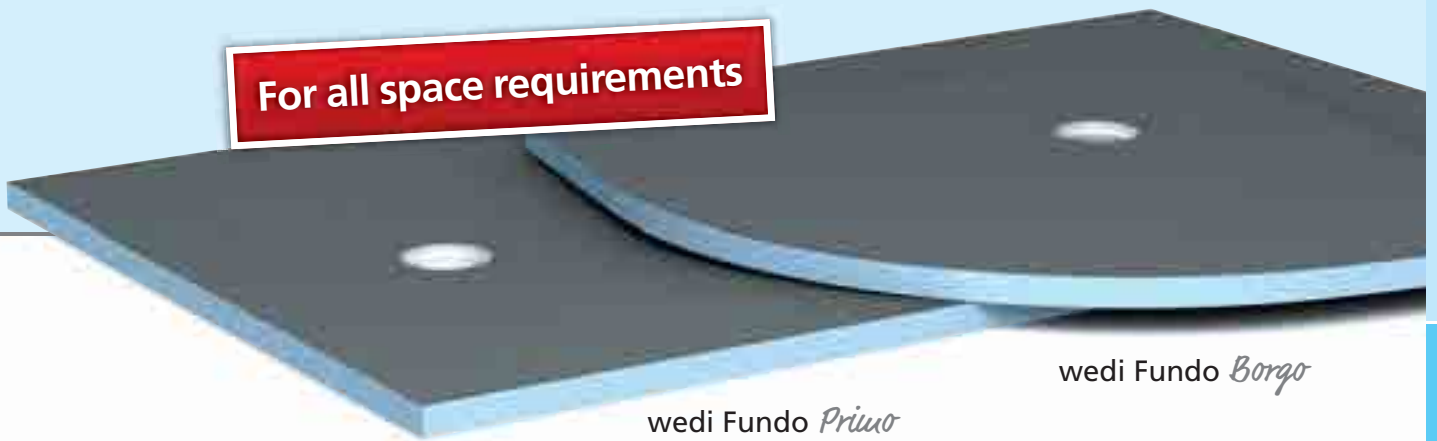
wedi Fundo *Primo & Borgo*



Fundo Primo
Fundo Borgo

Length: 900 to 1800 mm ▪ Width: 750 to 1500 mm ▪ Thickness: 40 mm
Length: 900 to 1000 mm ▪ Width: 900 to 1000 mm ▪ Thickness: 40 mm

For all space requirements



wedi Fundo *Primo*

wedi Fundo *Borgo*

„Floor-level shower elements for effective use of space.“

wedi Fundo Primo & Borgo – Whether it's square, right-angled or cylindrical, in the middle of the room, wall-mounted or in the corner, wedi Fundo floor elements offer the ideal solution for all space requirements and can be made into a complete shower with ease using wedi building boards or the wedi Moltoromo wall elements.

WEB-INFO




Individual shower walls with wedi building boards ...



... for rounded shapes wedi Moltoromo. More info at www.wedi.eu





wedi Fundo *Riolito & Riofino*



i Tip:

wedi Fundo *Riolito* profiles allow technically and visually perfect finish with the correct slope.



wedi Fundo *Riofino*

Elegant linear drainage



wedi Fundo *Riolito*

„High-quality, floor-level shower elements with unique linear drainage.“


wedi Fundo Riolito & Riofino – The main attraction of these floor-level shower elements is their sophisticated linear drain. With the Riolito design, the drain is mounted on the side whilst the Riofino design has the drain in the middle. The respective slopes which are necessary are already built into the floor elements with precision.

WEB-INFO



Quicker and more secure than with slopes constructed using screed

Simply position ...




... seal, level ...



... and then tile, done!





wedi Fundo *Riolito Discreto*



Length: 800 to 1000 mm ■ Width: 180 mm ■ Thickness: 76 mm



„Attractive wall drain with all the benefits of a classic wall drainage system.“

wedi Fundo Riolito Discreto – Timeless design and a whole range of new design possibilities. The completely-new Fundo Riolito Discreto really crowns off the tried and tested Riolito system. As a simple attachment element, this clever innovation creates an attractive wall drain. The attachment element can be expanded in all directions. Whether it be as a seating area, storage space or a full wall panel, with these system components, design possibilities are endless. Perfection in design.

WEB-INFO



From a seating area solution ...




... to customised storage spaces ...



... and full wall panels!





wedi Fundo *Primo Easy Set*



**Substructures
made easy**



„The simple substructure system construction kit.“

wedi Fundo Primo Easy Set – With this simple construction kit, floor-level showers from the wedi Fundo Primo range can be quickly and easily adjusted to the correct height – and without any laborious work with mortar and screed. Whether used as a platform solution or set into the floor, the total height of the Fundo Primo Easy Set, including Fundo floor elements, is 14 cm.

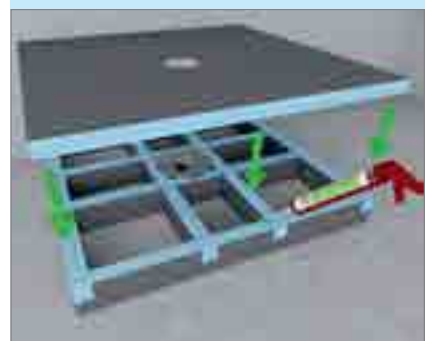
Fix the elements with wedi 610...



... position and add the drain ...



... fix Fundo Primo, done!



Drains and covers



wedi Fundo *Riolito & Riofino* | Drain covers

High-quality covers made from brushed stainless steel put the finishing touches to the wedi Fundo Riolito & Riofino floor elements.

» Design variations: standard ^①, exclusive ^② and tileable ^③

wedi Fundo *Fino* | Drain covers

Specially designed for the Fundo floor elements, wedi offers a wide range of covers, from classic models through to modern variations and covers made from solid stainless steel.



Secure, complete
system: guaranteed




„Guaranteed security: the perfect drain system for all requirements.“

wedi Fundo drains

wedi offers drain technology to match accessible floor-level showers. Thanks to the low installation height and the waterproof seal throughout the whole system, these systems are particularly well-suited to new constructions and renovations. There is a range of different variations for horizontal and vertical constructions.

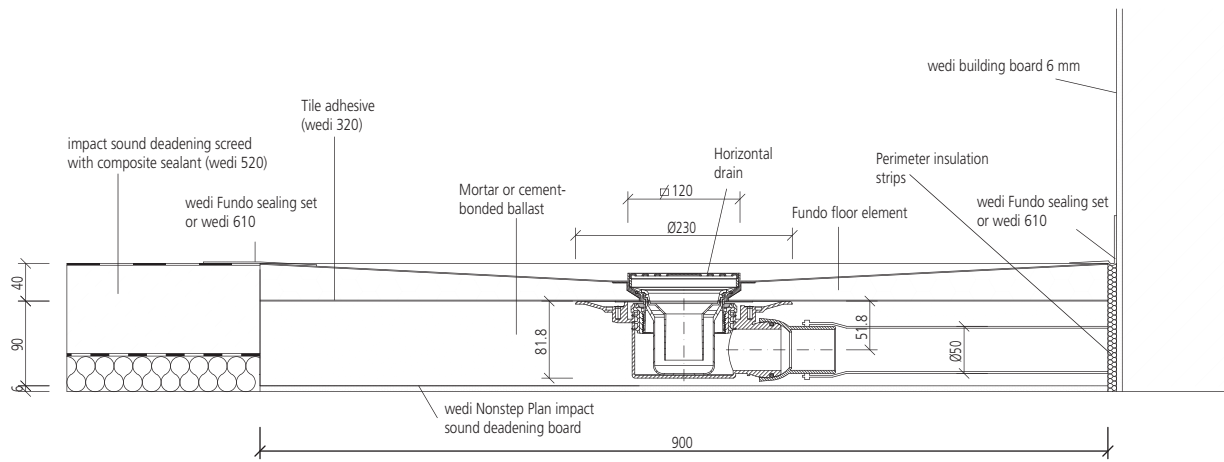
- » Variations: horizontal and vertical, each in DN 50/DN 70 and in extra-flat Mini Max, DN 40

Extremely light and, above all, secure in application



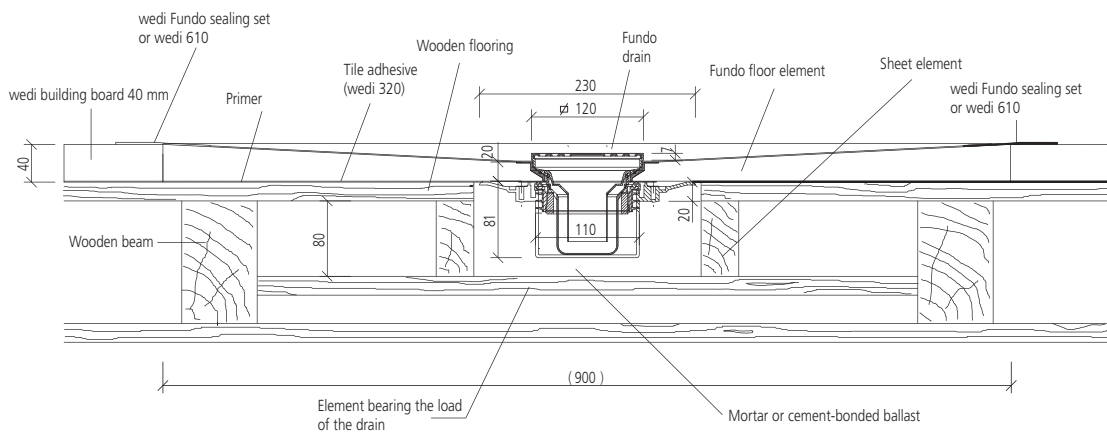
The latest generation of drainage

Horizontal drains on concrete substrates



- » Fundo drain, horizontal, DN 50
- » Fundo drain Riolito, horizontal, DN 50
- » Fundo drain Riofino, horizontal, DN 50
- » Fundo drain Mini Max, horizontal, DN 40

Horizontal drains on suspended timber floor




- » Fundo drain, horizontal, DN 50



wedi Tools

High-quality assembly materials, especially for wedi systems
 » Page 70



wedi Noustep Plus

Impact sound deadening for rigid, level substrates
 » Page 62



wedi Noustep Plus

Impact sound deadening for uneven substrates
 » Page 63



wedi 240

Premium joint filler specially developed for Premium building boards
 » Page 68



wedi 610

Unique adhesive sealant for wedi building board butt joints
 » Page 66



wedi sealing sets

Sealing sets specially developed for Fundo floor elements and Balco building boards
 » Page 69

Tiling systems

Perfectly combined!



wedi *Subliner Dry*

Thin-layer sealing membrane for joint tiling

» Page 64



wedi *Subliner Flex*

Decoupling membrane for long-term protection of the ceramic coating

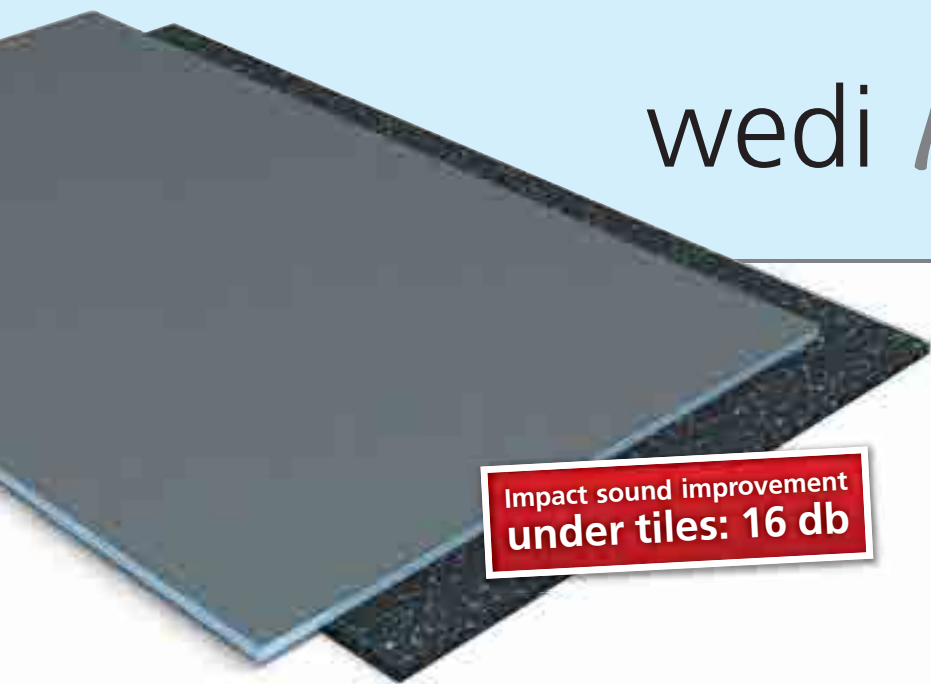
» Page 64



wedi *Subliner Dry & Flex*

Sealing and decoupling outdoors too

» Page 65



Impact sound improvement
under tiles: 16 db

wedi *Nonstep Plus*

„Impact sound deadening boards for rigid, level substrates ...

wedi Nonstep Plus – wedi Nonstep Plus impact sound deadening consists of a 6 mm wedi building board which is pre-bonded with a 5 mm rubber matt resulting in an ship-lap joint. The impact sound deadening board is used for the purposes of decoupling underneath ceramic floor coverings, laminate flooring or pre-fabricated parquet flooring.



Nonstep Plus
Nonstep Plan

Length: 1200 mm ▪ Width: 600 mm ▪ Thickness: 12 mm
Length: 1200 mm ▪ Width: 600 mm ▪ Thickness: 6 mm

wedi *Nonstep Plan*



... and especially for slightly-uneven floor coverings."

wedi Nonstep Plan – wedi Nonstep Plan impact sound deadening is a thin-layer rubber granulate mat with a flexible, mineral coating which is used for the purposes of decoupling underneath ceramic floor coverings, laminate flooring or pre-fabricated parquet flooring.

Tiling is child's play with wedi Nonstep Plus and wedi Nonstep Plan



wedi *Subliuer*



wedi *Subliuer Dry* | Sealing membrane

Thin-layer, crack-bridging sealing membrane made from highly tear-resistant polyethylene film which offers optimum background to tile laying materials thanks to its dual-sided special fleece lamination. For use as a quick sealing measure for building sites with fixed deadlines in combination with ceramic tiles and slabs, as well as with natural stone tiles for indoor wall and floor areas.

wedi *Subliuer Flex* | Decoupling membrane

Crack-bridging decoupling membrane for indoor wall and floor areas made from a robust fabric mesh which offers optimum background to tile laying materials thanks to its dual-sided fleece lamination

Ideal for outdoors

„All-in-one sealing and decoupling in one step.“

wedi *Subliner Dry & Flex*

Flexible, crack-bridging sealing and decoupling membrane is made from highly tear-resistant polyethylene film, which offers optimum background to tile laying materials thanks to its dual-sided special fleece lamination, or use as a quick sealing measure for fixed-date building sites in combination with ceramic tiles and slabs, as well as with natural stone tiles for indoor and outdoor wall and floor areas. The special membrane provides improved tension compensation during sudden changes in temperature.

Quick and secure tiling

Cut membrane to size ...



... lay membrane ...




... seal joints if necessary.





wedi 610





No additional sealant required

„Glue and apply 100% seal at the same time.“

wedi 610 – Better to be safe than sorry. As a versatile single-component adhesive sealant, wedi 610 is specially suited to waterproof butt joints of building boards, for example. Furthermore, it also has outstanding resistance to the elements and to chemicals and is free of solvents, silicon and PCP.

As an abP-approved system, the combination of wedi 610 and wedi building boards reduces installation time by up to 50% as no further sealing is required, even in areas of high humidity.

Strong adhesion in one single step





wedi system chemistry





wedi 240 | Joint filler specially developed for wedi building board Premium Premium joint filler for the optimum filling and seamless processing of wedi Premium building board joints. wedi 240 is also well-suited to levelling connections, closing up joints, filling and improving raw and flat indoor wall and ceiling surfaces consisting of concrete and cement screeds, cement, plaster and ceramic.

Applying Premium building boards...




... level, abrade, coat, done!



wedi sealing sets | Specially adapted sealing sets

Whether it's for wedi Fundo floor elements or for wedi Balco building boards, with the right sealing set, you have the perfect assembly accessories to match the respective wedi product.

wedi *Tools*



wedi *Tools* | Dowels

For the long-term fixing of building board systems on uneven substructures

- » Galvanised or stainless steel metal and plastic dowels



wedi *Tools* | Insulation board washers

Insulation board washers prevent the screws penetrating into the XPS foam

- » Galvanised or stainless steel insulation board washers



wedi *Tools* | Connectors

Stabilising connectors for the initial connection of wedi building board systems

- » Wall connector, connector 90°, connector 180°



wedi *Tools* | Sealing tape

Sealing tape to form waterproof joints between wedi building boards and wedi Fundo elements to other non-wedi materials such as screed, plasterboard, etc.

- » Sealing tape roll, inside corners, outside corners



wedi *Tools* | Joint reinforcement tape

Special fibre tape for reinforcement or bridging of building board butt joints

- » Joint reinforcement tape/self-adhesive joint reinforcement tape in rolls of 125 mm or 600 mm



wedi *Jolly Color* | Tile edging glaze

Ready-to-use special glaze for the long-term sealing of unglazed tile edges indoors and outdoors

- » Colours: Alpine White, Beige, Edelweiß, Jasmine, Manhattan, Pergamon



wedi protective covering fabric

Protects against dirt and damage when processing high-quality substructures



„Because it's about
what's inside.“





„Simple tiling principle. On the wall. On the floor



Wall application




1 Clean and prime ...

Floor application



1 Clean and prime ...

Constructions




1 Cut desired elements to size ...

or. And with constructions.”



... apply building boards ...



... seal and reinforce joints ...



... tile, done!



... apply building boards, seal ...



... fully reinforce ...



... tile, done!



... assemble elements with wedi 610 ...



... reinforce butt joints ...



... tile, done!

i Tip:

If wedi building boards are applied in dry areas, the joints only need to be reinforced and not sealed.




„Particularly quick in Quicker. Lighte

wedi systems



Apply building boards

As an ideal backboard, the wedi building board is mounted directly onto the wall, even with critical substructures.



Seal and reinforce joints

The 100% waterproof wedi building boards are only sealed in the joint areas and then reinforced.

9:00 a.m.

10:00 a.m.

Other systems



Apply boards

Smooth substructure first and apply plasterboard or similar building boards to the wall in wet areas.



Level joints

Carefully level the board joints.

comparative tests.

r. More efficient. wedi.”



Start tiling

Tiling can begin immediately.

The result is clear:

**More than 18 hours quicker
with a surface of 15m²**

11:00 a.m.

2:30 p.m.

Day 2




First sealing layer

Apply at least two layers of sealant over the entire surface.



Second sealing layer

Drying time between the sealant layers around 3 hours and a further 12 hours after the last layer before tiling.



Start tiling

Only start tiling once the surface has dried completely. For fine-layer surfaces such as plaster or paint, the substructure also has to be smoothed through careful sandpapering.



Technical properties of raw foam building board systems

Extruded polystyrene hard foam	XPS
Long-term compressive strength (50 years) \leq 2% compression EN 1606	0.08 N/mm ²
Compressive resistance or compressive strength at 10% compression EN 826	0.25 N/mm ²
Associated module of elasticity EN 826	10 – 18 N/mm ²
Thermal conductivity EN 13164	0.036 W/mK
Tensile strength EN 1607	0.45 N/mm ²
Shearing resistance EN 12090	0.2 N/mm ²
Shear modulus EN 12090	7 N/mm ²
Bulk density EN 1602	32 kg/m ³
Resistance to water vapour diffusion (μ) EN 12086	100
Water absorption under long-term immersion EN 12087	\leq 1.5 Vol.-%
Capillary action	0
Linear coefficient of thermal expansion	0.07 mm/mK
Temperature limits	-50/+75 °C
Fire behaviour DIN 4102	B1
Carbon dioxide propellant GWP value	1

Technical properties of wedi building board

Fire behaviour DIN 4102-1 (from 4 mm board thickness)	B2
Sound insulation value DIN EN ISO 140-3 (with 12.5 board thickness)	R _{w,P} 23 dB
Fire behaviour EN 13501	E
Bending stress in reference to DIN 53293 (applies to wedi building board with 10, 12.5 and 20mm board thickness)	3900 kPa (Mittelwert)
Tensile strength	0.28 N/mm ²
Weight of wedi building board (1250 x 600 x 4mm) to wedi building board XXL (2500 x 1200 x 50mm)	2.7 Kg bis 13.8 Kg
Linear coefficient of thermal expansion	0.02 mm/mk

Technical properties of wedi building board Premium

Fire behaviour DIN 4102-1 (from 12,5 mm board thickness)	B2
Fire behaviour EN 13501	E

Technical properties of wedi building board Vapor

Vapour barrier (sanded epoxy resin vapour barrier)	1.5 mm
Equivalent air space thickness, sd value (epoxy resin vapour barrier)	283 m
Resistance to water vapour diffusion (μ) EN 12086	188571
Thermal conductivity EN 13164	0.036 W/mK
Fire behaviour DIN 4102-1 (from 4 mm board thickness)	B2
Fire behaviour EN 13501	E

Thermal insulation values wedi building board / building board Premium

Nominal thickness [mm]	Thermal resistance $1/\Delta$ ¹⁾ [$m^2 \times K/W$]	U value ²⁾ [$W/m^2 \times K$]
4	0,108	3,60
6	0,167	2,97
10	0,229	2,509
12,5	0,3	2,13
20	0,514	1,46
25	0,657	1,21
30	0,800	1,03
40	1,086	0,80
50	1,371	0,65
60	1,657	0,55
80	2,229	0,42
100	2,800	0,34

Thermal insulation values wedi building board Vapor

Nominal thickness [mm]	Thermal resistance $1/\Delta$ ¹⁾ [$m^2 \times K/W$]	U value ²⁾ [$W/m^2 \times K$]
14	0.3	2.13
21.5	0.514	1.46
51.5	1.371	0.65

Thermal insulation values wedi building board Balco

Nominal thickness [mm]	Thermal resistance $1/\Delta$ ¹⁾ [$m^2 \times K/W$]	U value ²⁾ [$W/m^2 \times K$]
10	0.229	2.509
20	0.514	1.46
50	1.371	0.649

1) When determining the thermal resistance $1/\Delta$, thermal conductivity group 035 in accordance with DIN 4108 is taken as the basis for the thermal insulation.

2) When determining the U value, only wedi building board and heat transmission resistance $1/\alpha_i$ and $1/\alpha_e$ for external walls are taken into account. In specific applications, the existing masonry and other layers must also be included.





Technical properties of Fundo Primo / Trollo / Borgo / Nautilo

Wheelchair load-bearing from minimum tile size	50 x 50 mm
Glass mosaic from 3 mm, minimum size	20 x 20 mm
Minimum foundation height depending on the drain: horizontal drain, DN 50	130 mm
Minimum foundation height depending on the drain: horizontal drain Mini Max, DN 40	97 mm
Minimum foundation height depending on the drain: vertical drain	40 mm
Surface slope (from outer edge of Fundo floor element to outer edge of drain opening) (exception: Fundo Nautilo, 28 mm surface slope)	18 mm
Waterproof tested	1.5 bar
Fire behaviour EN 13501-1	E

Technical properties of Fundo Primo / Trollo / Borgo / Nautilo drains

Drainage rate Fundo drain Mini Max, horizontal, DN 40	0.54 l/s ; 32.4 l/min
Drainage rate Fundo drain, horizontal, DN 50	0.80 l/s ; 48.0 l/min
Drainage rate Fundo drain, vertical, DN 50	1.00 l/s ; 60.0 l/min
Drainage rate Fundo drain, vertical, DN 70	0.88 l/s ; 52.8 l/min

Technical properties of Fundo Plano

Wheelchair load-bearing from minimum tile size	50 x 50 mm
Minimum foundation height	65 mm
Surface slope (from outer edge of Fundo Plano floor element to outer edge of drain opening)	≥ 2.4%
Frame with stainless steel grid (secured in the element)	136 x 136 x 8 mm
Stainless steel grid	132 x 132 mm
Extension frame	136 x 136 x 24.7 mm
Drainage rate	0.50 l/s ; 30.0 l/min

Technical properties of Fundo Riolito & Riofino

Wheelchair load-bearing from minimum tile size	50 x 50 mm
Glass mosaic from minimum size	20 x 20 mm
Minimum foundation height depending on the drain: horizontal drain, DN 50	130 mm
Minimum foundation height depending on the drain: horizontal Riolito/Riofino drain Mini Max, DN 40	97 mm
Minimum foundation height depending on the drain: vertical drain, DN 50	50 mm
Surface slope (from outer edge of Riolito & Riofino floor element to outer edge drain opening)	15 mm
Waterproof tested	1.5 bar
Fire behaviour EN 13501-1	E

Technical properties of Fundo Riolito & Riofino drains

Fundo Riolito & Riofino are available with channels in the following lengths	300 bis 1100 mm
Drainage rate Fundo Riolito & Riofino drain, horizontal, DN 50	0.80 l/s ; 48.0 l/min
Drainage rate Fundo Riolito & Riofino drain Mini Max, horizontal, DN 40	0.40 l/s ; 24.0 l/min
Drainage rate Fundo Riolito & Riofino drain, vertical, DN 50	1.12 l/s ; 67.2 l/min



You can find more information about wedi systems and how to handle them in the following documents.

Competency brochures

- » Building systems
- » Design elements
- » Customised building
- » Product range
- » and many more

Technical brochures

- » Applying building boards indoors
- » Applying building boards outdoors
- » Sealing and decoupling
- » Creating floor-level showers
- » Cladding, design and construction
- » Design and wellness buildings

Assembly instructions

- » You can find comprehensive assembly instructions concerning the listed wedi systems on our website at wedi.eu.



More questions?

You can find other documents such as safety data sheets, technical data sheets or tender documents on our website. If you have any other questions, suggestions or information, please contact us at:

www.wedi.eu
Tel.: +49 2572 156-0